



Libby.

Getting started

Enjoy digital books, audiobooks, magazines, and more from your library.

1

Install Libby for Android, iOS, or Fire tablets from overdrive.com/apps/libby. Or, visit libbyapp.com in your Chrome, Firefox, Safari, or Edge browser.


2

In Libby, follow the prompts to find your library and sign in with a valid library card.

3

Browse your library's collection and borrow a book or audiobook or open a magazine.


4

Visit your **Shelf**  to find your borrowed titles and the Magazine Rack.

On your **Shelf** you can:

- Tap **Read With...** to choose whether you'd like to open a book in Kindle (U.S. libraries only) or Libby.
- Tap **Open In Libby** or **Open Audiobook** to start reading or listening in the app.
- Tap **Manage Loan** to see options like **Renew Loan** and **Return Early**.
- Tap a magazine's cover on the Magazine Rack to start reading.

Happy reading!

Libby is made possible by your local library and built with  by OverDrive.
For more help with Libby, visit help.libbyapp.com.



Libby.

Using Libby with an ereader

You can download Libby ebooks on a computer, then use free Adobe Digital Editions (ADE) software to transfer them to Adobe-compatible ereaders.

Note: *If you have a Kindle or Kobo ereader, ask a library staff member for the guide for those devices.*

1

On a computer, visit libbyapp.com. Follow the prompts to find your library and sign in with a valid library card.

2

Borrow an ebook that supports EPUB or PDF format.

Tip: *Check which formats an ebook supports by clicking the book cover and scrolling down to the "Read With..." section of the title details page.*

3

Go to your **Shelf** , then select **Read With...** next to an ebook.


Note: *If you have a reading preference set, select **Manage Loan**, then **Read With...***

4

Select **Other Options**, then **EPUB** or **PDF**. This will download a file that can be opened in Adobe Digital Editions (ADE).

5

Open the downloaded file in Adobe Digital Editions (ADE), connect and authorize your ereader, then drag the ebook from ADE onto your device. For more help with ADE, visit helpx.adobe.com/support/digital-editions.html.

Libby is made possible by your local library and built with  by OverDrive.
For more help with Libby, visit help.libbyapp.com.



Libby.

Getting Kindle Books from Libby

With Libby, you can send most books to a Kindle or Kindle reading app.

1


Install Libby for Android, iOS, or Fire tablets from overdrive.com/apps/libby. Or, visit libbyapp.com in your Chrome, Firefox, Safari, or Edge browser.

2


In Libby, follow the prompts to find your library and sign in with a valid library card.

3

Browse your library's collection and borrow a book.


To only see books that can be sent to Kindle, tap , select **kindle** (under "Read With..."), and tap **Show Titles**.


4

Visit your **Shelf**  to find your borrowed titles. From there, tap **Read With...**, then tap **Kindle**. You'll be taken to Amazon's website to finish getting the book.

- If you're signed into your Amazon account, verify the "Deliver to:" device and tap **Get Library Book**.
- If you're not signed into your Amazon account, tap **Get Library Book**, sign in, and choose a device to deliver the book to.

Now you're ready to start reading on your Kindle. Happy reading!

Libby is made possible by your local library and built with  by OverDrive.
For more help with Libby, visit help.libbyapp.com.



Your favorite magazines,
available on your device.

Libby.

The library reading app

